



Range of Borehole Products


A wide range of 4" to 12" borehole pumps

With its wide range of 4" to 12" borehole pumps, Lowara offers advanced water supply solutions for residential, municipal, irrigation and industrial applications. Water is the most common element found on our planet, and Lowara shares a leading position worldwide within Xylem, for the design and production of pumps and pumping systems. For over 30 years the Lowara name has been synonymous with innovation and quality, reliability and faultless service in connection with all the challenges related to water handling. From the company's headquarters in Montecchio Maggiore in the province of Vicenza, Italy, through a widespread network of offices and distributors, the Lowara products reach customers all over the world and are used in the most specific applications, because we combine high quality and technology with superior knowledge and customer service.



Lowara's Borehole range includes:

- GS SERIES for 4" wells
- SCUBA SERIES for 5" wells
- Z6 SERIES (AISI 304) and ZN6 SERIES (AISI 316) for 6" wells
- Z8 SERIES (AISI 304) and ZR8 SERIES (DUPLEX) for 8" wells
- Z10-Z12 SERIES (AISI 304) and ZR10-ZR12 SERIES (DUPLEX)



GS

Borehole pumps for 4" wells.

- Compact
- Robust
- Abrasion resistant
- All components are F.D.A. compatible

50 Hz version: Delivery up to 21 m³/h - Head up to 340 m.

60 Hz version: Delivery up to 27 m³/h - Head up to 300 m.

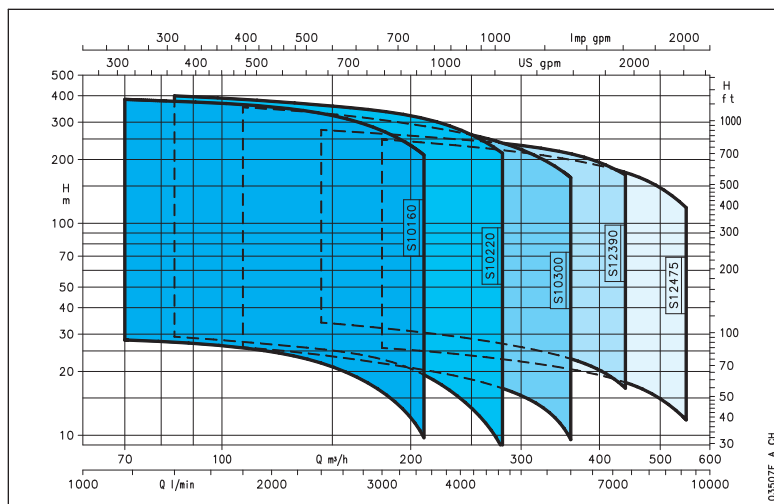
Abrasion resistant construction: the front wear plate combined with the polycarbonate floating impellers ensure optimum resistance to wear (maximum permissible quantity of sand 150 g/m³). The stainless steel structure of the pump ensures high resistance to corrosion, robustness and long-lasting performance. All the pumps can be coupled to 4" motors NEMA Std.

Applications.

- Water supply
- Irrigation systems
- Pressure boosting
- Fire-fighting
- Fountains



Characteristic curves of 50 Hz GS Series.



SCUBA

5" close-coupled submersible pumps.

- Innovative
- Compact
- Double Mechanical Seal System
- Versions with or without float switch

50 Hz version: Delivery up to 7.5 m³/h -

Head up to 80 m.

60 Hz version: Delivery up to 8 m³/h - Head

up to 75 m.

Close-coupled multistage submersible pump with electric motor cooled by pumped liquid. The technopolymer impellers and AISI 304 stainless steel diffusers ensure superior performances and maximum operational efficiency.

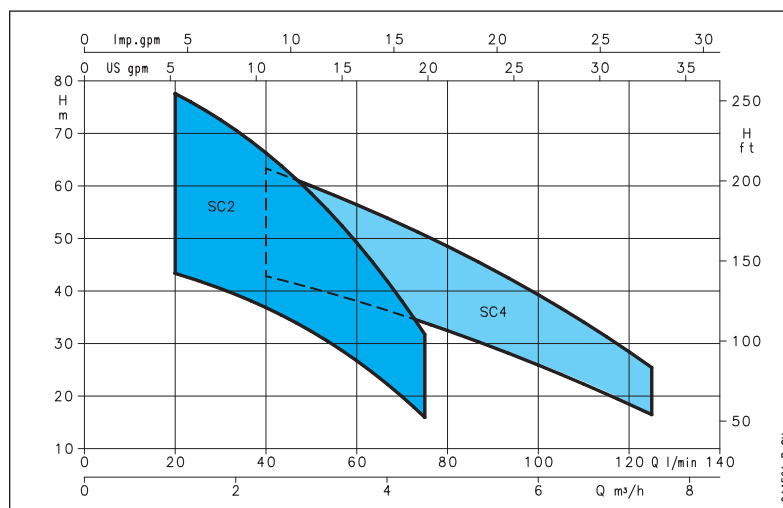
The single phase version has an internal capacitor and built-in thermal protection. For this reason, the pump does not require connection to a control panel for starting.

Applications.

- Water supply from primary water supply tanks or reservoirs, 5" wells or Roman wells, basins and watercourses.
- Sprinkler irrigation systems.
- Pressure boosting with pumps inserted directly inside tank or well, to avoid suction problems and noise.
- Fountains.



Characteristic curves of 50 Hz Scuba Series.



Z6-ZN6

Borehole pumps for 6" wells.

Z6 (AISI 304) - ZN6 (AISI 316)

- Robust design
- High pressure version
- High sand capability

Z6 - ZN6

50 Hz version: Delivery up to 78 m³/h - Head up to 700 m.

60 Hz version: Delivery up to 90 m³/h - Head up to 700 m.

This sturdy and lightweight pump is easy to maintain thanks to the modular design and its high sand handling capability (100 g/m³).

Head and motor support are made in precision cast stainless steel, with stainless steel impellers and diffusers. Tungsten Carbide shaft bearings and stainless steel shaft sleeves ensure long lasting reliability and efficiency.

Applications.

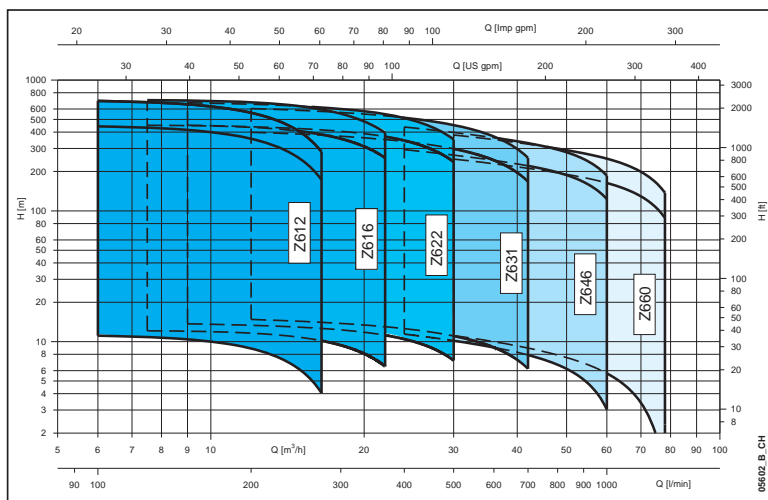
- Water supply from deep wells
- Pressure boosting and water distribution
- Irrigation
- Golf courses

Optional features.

Special high pressure design to pump water from deep wells (head up to 700 m).



Characteristic curves of 50 Hz Z6-ZN6 Series.



Z8-ZR8

Borehole pumps for 8" wells.

Z8 (AISI 304) - ZR8 (DUPLEX)

- Robustezza
- Resistenza alla corrosione
- Affidabilità

50 Hz version: Flow up to 78 m³/h - Head up to 700 m.

60 Hz version: Flow up to 210 m³/h - Head up to 550 m.

This robust and lightweight pump, easy to disassemble, is built entirely in stainless steel and resists corrosion even in aggressive environments (DUPLEX version).

Guide bearings on all the stages ensure resistance to wear and guarantee constantly reliable hydraulic characteristic over time.

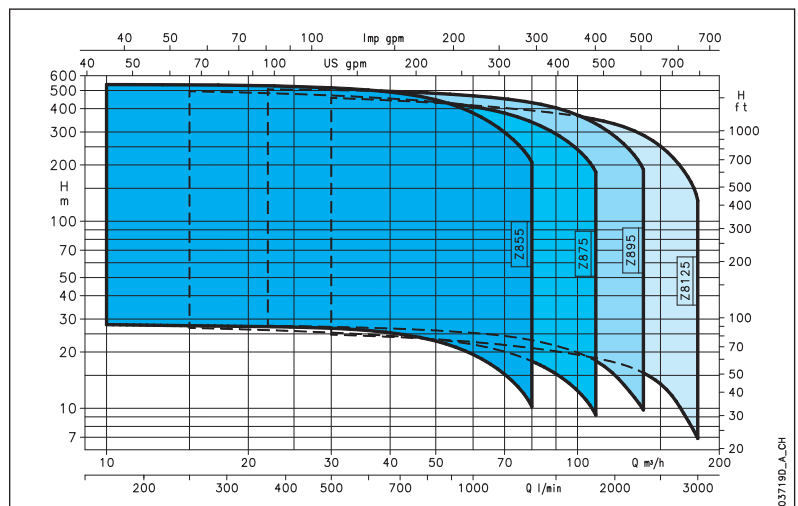
The new "dynamic" wear ring reduces hydraulic losses to a minimum and keeps the pump from blocking during stand-by periods.

Applications.

- Water supply from deep wells
- Irrigation systems
- Pressure boosting
- Fire-fighting
- Mining
- Fountains
- Pressure boosting and water distribution in municipal and industrial systems



Characteristic curves of 50 Hz Z8-ZR8 Series.



Z10-Z12

Borehole pumps for 10" and 12" wells.

- Robust
- Reliable
- Easy to maintain

50 Hz version: Delivery up to 520 m³/h - Head up to 545 m.

60 Hz version: Delivery up to 480 m³/h - Head up to 520 m.

Multistage vertical centrifugal pumps completely built in casted stainless steel (AISI 304 or DUPLEX) to ensure long lasting performance even in aggressive environments.

The guide bearings on each stage guarantees the correct shaft alignment, avoiding vibration issues thus giving the pump a long life time reliability. The dynamic characteristics of the wear ring in the Z10 also keeps recirculation losses to a minimum, ensuring high levels of efficiency and keeping the pump from blocking after stand by periods.

Applications.

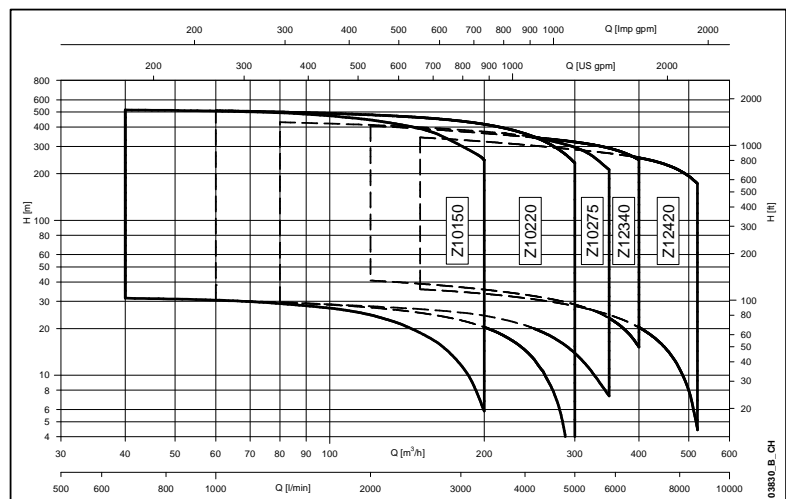
- Water supply from deep wells
- Pressure boosting and water distribution in municipal and industrial systems
- Supply of surge tanks and reservoirs
- Firefighting and washing systems
- Water table level control
- Sprinkler irrigation
- Mining
- Fountains
- Agriculture: flood irrigation



Low cost operation pump

Almost every duty point between 120 m³/h and 460 m³/h has an efficiency higher than 80%. Every duty point is a high Efficiency Duty Point!

Characteristic curves of 50 Hz Z10-Z12 Series.





4OS-L4C-L6C-LW

Lowara submerible motors.

Complete range from
4" to 12".

- Wide range of options
- Rewindable and canned robust design
- High reliability

The wide range of 4" to 12" borehole Lowara motors offers advanced solutions to provide water in all the conditions without wasting money: high efficiency design and long lasting reliability are the key values of both canned and rewindable versions. Available power from 0.37 kW up to 300 kW.

4"
4OS: oil filled rewindable.

50 Hz version

- Single-phase: 220-240 V 0,37 to 2,2 kW
- Three-phase: 220-240 V 0,37 to 7,5 kW
380-415 V 0,37 to 7,5 kW

60 Hz version

- Single-phase: 220-230 V 0,37 to 2,2 kW
110-115 V 0,37 to 1,1 kW
- Three-phase: 220-230 V 0,37 to 7,5 kW
380 V 0,37 to 7,5 kW

L4C: water filled canned.

50 Hz version

- Single-phase: 220-240 V 0,37 to 3,7 kW
- Three-phase: 220-240 V 0,37 to 5,5 kW
380-415 V 0,37 to 7,5 kW

60 Hz version

- Single-phase: 220-230 V 0,37 to 3,7 kW
110-115 V 0,37 to 0,75 kW
- Three-phase: 220-230 V 0,37 to 5,5 kW
380 V 0,37 to 7,5 kW



6"
L6C: water filled canned.

50 Hz version

- Three-phase: 380-415 V 4 to 37 kW

60 Hz version

- Three-phase: 230 V 4 to 22 kW
380-460 V 4 to 37 kW

L6W: water filled rewindable

50 Hz version

- Three-phase: 380-415 V 4 to 37 kW

60 Hz version

- Three-phase: 230 V 4 to 37 kW
380-460 V 4 to 37 kW

8" - 10" - 12"
L8W, L10W, L12W:
water filled rewindable.

50 Hz version

- Three-phase: 380-415 V 30 to 300 kW

60 Hz version

- Three-phase: 380-460 V 30 to 300 kW



What can Xylem do for you?

Xylem ['zɪləm]

- 1) The tissue in plants that brings water upward from the roots;
- 2) a leading global water technology company.

We're 12,000 people unified in a common purpose: creating innovative solutions to meet our world's water needs. Developing new technologies that will improve the way water is used, conserved, and re-used in the future is central to our work. We move, treat, analyze, and return water to the environment, and we help people use water efficiently, in their homes, buildings, factories and farms. In more than 150 countries, we have strong, long-standing relationships with customers who know us for our powerful combination of leading product brands and applications expertise, backed by a legacy of innovation.

For more information on how Xylem can help you, go to xyleminc.com.



LOWARA S.r.l. Unipersonale
Via Vittorio Lombardi, 14
36075 Montecchio Maggiore
Vicenza - Italy
Tel. (+39) 0444 707111
Fax (+39) 0444 492166
e-mail: lowara.mkt@xyleminc.com
www.lowara.com
completewatersystems.com

Lowara is a trademark of Xylem Inc. or one of its subsidiaries.